

Literacy Council of Northern Virginia Learners



Every year, LCNV welcomes **1,500 learners** from **90** different countries who speak more than **50** different languages.

LEARNER DEMOGRAPHICS


2020 Top 10 Countries of Origin



2020 Top 10 Languages of Origin

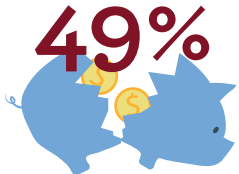
- | | | | | |
|------------|-----------|------------|---------------|------------|
| 1. Spanish | 2. Arabic | 3. Korean | 4. Vietnamese | 5. Dari |
| 6. Amharic | 7. Pashtu | 8. Chinese | 9. Farsi | 10. Somali |

LEARNER FACTS



- **75%** are female and **80%** of all learners are between ages 25-59

- **1,385** dependent children have parents in LCNV's programs



- **49%** of LCNV's population lives below the poverty level (\$25,750 for a family of four in 2020)

- **57%** are working one or more jobs



- **41%** of learners had nine years or less of education before coming to LCNV.

COVID-19 Response


During the pandemic, LCNV continued to serve its learners throughout the 450 square miles of Northern Virginia by providing **virtual real-time instruction** with help of its **534 dedicated volunteer force and devoted instructors**.



LEARNER ACHIEVEMENTS

After a semester, LCNV's learners achieved many significant goals. In 2020, over **85%** of our learners achieved two or more goals, such as:

- **933** improved employability skills
- **481** entered/retained employment



835 learners achieved personal goals such as voting for the first time, and strengthening family relations

473 increased involvement in communities, **14** learners registered to vote or voted for the first time



629 students improved technology skills

79% of learners in Family Learning Program (FLP) increased their involvement in their children's education or literacy activities

